

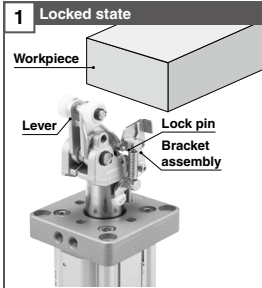
Made to Order Common Specifications -XC102: Lock Release Specification



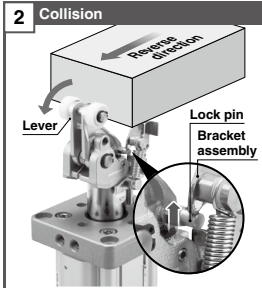
67 Lock Release Specification

Symbol
-XC102

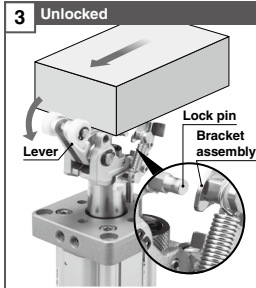
·Prevents lever damage when a transferred workpiece moves backward
(Prevents damage by releasing the locked lever when a pallet suddenly moves backward and collides with the lever)



The lever is in the locked state when the lock pin is hooked on the bracket assembly.



When a workpiece moves backward and collides with the lever, the lock pin unhooks from the bracket assembly as the lever is pushed backward.



When the lock pin is unhooked from the bracket assembly, the lever becomes unlocked, which allows the workpiece to pass through.



Applicable Series

Series	Description	Model	Action	Note	Vol. no. (for std model)
RS2H	Heavy duty stopper cylinder	RS2H	Double acting		Web Catalog

Specifications

Lever	With lock mechanism
Shock absorber	Shock absorber with scraper (Option)
Specifications other than above	Same as the standard type

■ The main product specifications and dimensions are the same as those of the standard model. For further details on the shape and dimensions, refer to the CAD data.

How to Order

RS2H **50** **30** **D** **L** **D** **M9BW** **XC102**



1 Bore size	2 Port thread type	3 Piping direction	4 Cylinder stroke	5 Action	6 Roller material
50 50 mm 63 63 mm 80 80 mm	Nil Nil Rc TN NPT TF G	Nil Flange side A Axial direction (tube)	30 30 mm (ø50, ø63) 40 40 mm (ø80)	D Double acting B Double acting spring type T Single acting/spring extend	L Resin M Carbon steel

7 Option*1

Nil	Without option
C	With cancel cap
S	With lever detection switch*2

*1 Options can be combined.
Indicate the option symbols in the order of "C" then "S."

*2 For details on the lever detection switch, refer to the standard model.

9 Shock absorber

Nil	Standard
Y	Shock absorber with scraper

10 Auto switch

Nil	Without auto switch (Built-in magnet)
-----	---------------------------------------

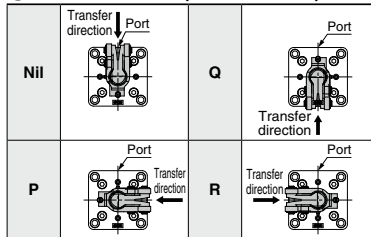
* The applicable auto switches are the same as those for the standard model.

* Auto switches are shipped together with the product but do not come assembled.

11 Number of auto switches (Number of auto switches mounted)

Nil	2
S	1

8 Positional relationship of the lever and port



Replacement Parts/Shock Absorber

Bore size (mm)	Order no.	
	Standard	With scraper
50	RS2H-R50	RS2H-R50-X2666
63	RS2H-R63	RS2H-R63-X2666
80	RS2H-R80	RS2H-R80-X2666

* The shock absorber can be replaced individually.
Mounting of the built-in shock absorber with a scraper is interchangeable with the standard shock absorber (RS2H-R□).