

Simple Specials: -XA0 to XA30: Change of Rod End Shape

The following changes are dealt with through the Simple Specials System.
Please contact your local sales representative for more details.

Symbol

1 Change of Rod End Shape

-XA0 to XA30

Applicable Series

Series		Action	Symbol for change of rod end shape	Note
CJP2	Pin cylinder	CJP2	Double acting, Single rod XA0/1/10/11	ø6, ø10, ø16
CJ2	Standard type	CJ2-Z	Double acting, Single rod XA0/1/10/11	
			Single acting (Spring return/extend) XA0/1/10/11	
	Non-rotating rod type	CJ2W-Z	Double acting, Double rod XA0/1/10/11	
		CJ2K-Z	Double acting, Single rod XA0/1/10/11	
	With speed controller type		Single acting (Spring return/extend) XA0/1/10/11	
		CJ2Z-Z	Double acting, Single rod XA0/1/10/11	
	Direct mount type	CJ2ZW-Z	Double acting, Double rod XA0/1/10/11	
			Double acting, Single rod XA0/1/10/11	
	Non-rotating rod, Direct mount type	CJ2RA-Z	Single acting (Spring return/extend) XA0/1/10/11	
		CJ2RK-Z	Double acting, Single rod XA0/1/10/11	
Smooth cylinder		Single acting (Spring return/extend) XA0/1/10/11		
	CJ2Y-Z	Double acting, Single rod XA0/1/10/11		
CM2	Standard type	CM2-Z	Double acting, Single rod XA0 to 30	
			Single acting (Spring return/extend) XA0 to 30	
	Standard type (Air-hydro type)	CM2W-Z	Double acting, Double rod XA0 to 30	
		CM2H	Double acting, Single rod XA0 to 30	
	Non-rotating rod type	CM2WH	Double acting, Double rod XA0 to 30	
		CM2K-Z	Double acting, Single rod XA0,1,6,10,11,13,14,17,19,21	
		CM2KW-Z	Double acting, Double rod XA0,1,6,10,11,13,14,17,19,21	
		CM2K-Z	Single acting (Spring return/extend) XA0,1,6,10,11,13,14,17,19,21	
	Direct mount type	CM2R-Z	Double acting, Single rod XA0 to 30	
	Non-rotating rod, Direct mount type	CM2RK-Z	Double acting, Single rod XA0,1,6,10,11,13,14,17,19,21	
	Centralized piping type	CM2□□P	Double acting, Single rod XA0 to 30	
	End lock cylinder	CBM2	Double acting, Single rod XA0 to 30	
Smooth cylinder	CM2Y-Z	Double acting, Single rod XA0 to 30		
CG1	Air cylinder	CG1-Z1	Double acting, Single rod XA0 to 30	Excludes cylinders with a rod end bracket
	Standard type	CG1-Z	Double acting, Single rod XA0 to 30	
		CG1W-Z	Double acting, Double rod XA0 to 30	
	Standard type (Air-hydro type)	CG1H-Z	Double acting, Single rod XA0 to 30	
	Non-rotating rod type	CG1K-Z	Double acting, Single rod XA0 to 30	
	Direct mount type	CG1R-Z	Double acting, Single rod XA0 to 30	
	End lock cylinder	CBG1	Double acting, Single rod XA0 to 30	
Smooth cylinder	CG1Y-Z	Double acting, Single rod XA0 to 30		
CG3	Standard type	CG3	Double acting, Single rod XA0 to 30	

Simple Specials: -XA0 to XA30: Change of Rod End Shape

The following changes are dealt with through the Simple Specials System.
Please contact your local sales representative for more details.

Symbol

1 Change of Rod End Shape

-XA0 to XA30

Series		Action	Symbol for change of rod end shape	Note
MB	Standard type	MB-Z	Double acting, Single rod	XA0 to 30
		MBW-Z	Double acting, Double rod	XA0 to 30
	Non-rotating rod type	MBK-Z	Double acting, Single rod	XA0/1/6/10/11/13/14/17/19/21
	With end lock type	MBB	Double acting, Single rod	XA0 to 30
	Smooth cylinder	MBY-Z	Double acting, Single rod	XA0 to 30
MB1	Standard type	MB1-Z	Double acting, Single rod	XA0 to 30
		MB1W-Z	Double acting, Double rod	XA0 to 30
	Non-rotating rod type	MB1K-Z	Double acting, Single rod	XA0/1/6/10/11/13/14/17/19/21
CA2	Standard type	CA2-Z	Double acting, Single rod	XA0 to 30
		CA2W-Z	Double acting, Double rod	XA0 to 30
	Non-rotating rod type	CA2K	Double acting, Single rod	XA0/1/6/10/11/13/14/17/19/21
	Standard type (Air-hydro type)	CA2□H	Double acting, Single rod	XA0/1/3/5 to 8/10/11/13 to 23/26 to 30
	End lock cylinder	CBA2	Double acting, Single rod	XA0 to 30
	Smooth cylinder	CA2Y-Z	Double acting, Single rod	XA0 to 30
CS1	Standard type	CS1	Double acting, Single rod	XA0 to 30
		CS1W	Double acting, Double rod	XA0 to 30
	Low friction type	CS1□Q	Double acting, Single rod	XA0 to 30
CS2	Standard type	CS2	Double acting, Single rod	XA0 to 30
		CS2W	Double acting, Double rod	XA0 to 30
	Long stroke	CS2-V	Double acting, Single rod	XA0 to 30
	Axial centralized piping	CS2□P	Double acting, Single rod	XA0 to 30
	Smooth cylinder	CS2Y	Double acting, Single rod	XA0 to 30
CJ5	Stainless steel cylinder	CJ5-S	Double acting, Single rod	XA0/1/10/11
CG5	Stainless steel cylinder	CG5-S	Double acting, Single rod	XA0 to 30
CN CL	Cylinder with lock	CNG	Double acting, Single rod	XA0 to 30
		CNA2	Double acting, Single rod	XA0 to 30
		CNS	Double acting, Single rod	XA0 to 30
		CLS	Double acting, Single rod	XA0 to 30
MWB	Cylinder with lock	MWB	Double acting, Single rod	XA0 to 30
	Lock unit	MWB-UT	—	XA1 to 30
CL	Fine lock cylinder	CLJ2	Double acting, Single rod	XA0/1/10/11
		CLM2	Double acting, Single rod	XA0 to 30
		CLG1	Double acting, Single rod	XA0 to 30
CL	Locked-up cylinder	CL1	Double acting, Single rod	XA0 to 30
CV	Valve mounted cylinder	CVJ5	Double acting, Single rod	XA0/1/10/11
		CVJ3	Single acting (Spring return/extend)	XA0/1/10/11
		CVM5	Double acting, Single rod	XA0 to 30
		CVM3	Single acting (Spring return/extend)	XA0 to 30
		CV3	Double acting, Single rod	XA0 to 30
		CVS1	Double acting, Single rod	XA0 to 30
		CVM5K	Double acting, Single rod	XA0/1/6/10/11/13/14/17/19/21
		CVM3K	Single acting (Spring return/extend)	XA0/1/6/10/11/13/14/17/19/21
		CV3K	Double acting, Single rod	XA0/1/6/10/11/13/14/17/19/21
		CVS1K	Double acting, Single rod	XA0/1/6/10/11/13/14/17/19/21

Simple Specials: -XA0 to XA30: Change of Rod End Shape

The following changes are dealt with through the Simple Specials System.
Please contact your local sales representative for more details.

Symbol

1 Change of Rod End Shape

-XA0 to XA30

⚠ Precautions

- SMC will make appropriate arrangements if no dimension, tolerance, or finish instructions are given in the diagram.
- Standard dimensions marked with "*" will be as follows to the rod diameter (D).
Enter any special dimension you desire.
 $D \leq 6 \rightarrow D - 1 \text{ mm}$, $6 < D \leq 25 \rightarrow D - 2 \text{ mm}$, $D > 25 \rightarrow D - 4 \text{ mm}$
- In the case of double rod type and single acting retraction type, enter the dimensions when the rod is retracted.
- The same shape as the standard type is "A0".
(The specifications of A0 are that only dimensions A and H are changed from the standard type. Excludes MWB-UT.)
- For the MWB-UT, there is no need to specify an H dimension.
- For the MWB-UT, to change 1 side, specify on 1 Simple Specials specification sheet, and to change both sides, specify on 2 Simple Specials specification sheets.

<p>Symbol: A0</p>	<p>Symbol: A1</p>	<p>Symbol: A2</p>	<p>Symbol: A3</p>
<p>Symbol: A4</p>	<p>Symbol: A5</p>	<p>Symbol: A6</p>	<p>Symbol: A7</p>
<p>Symbol: A8</p>	<p>Symbol: A9</p>	<p>Symbol: A10</p>	<p>Symbol: A11</p>
<p>Symbol: A12</p>	<p>Symbol: A13</p>	<p>Symbol: A14</p>	<p>Symbol: A15</p>

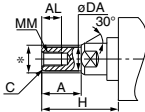
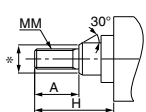
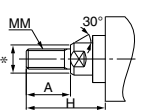
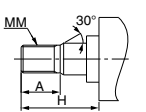
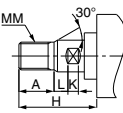
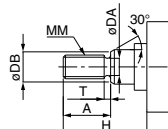
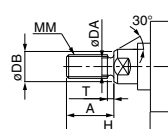
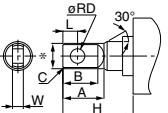
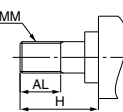
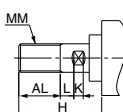
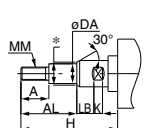
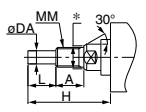
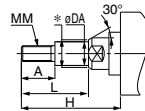
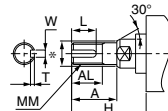
Simple Specials: -XA0 to XA30: Change of Rod End Shape

The following changes are dealt with through the Simple Specials System.
Please contact your local sales representative for more details.

1 Change of Rod End Shape

Symbol

-XA0 to XA30

<p>Symbol: A16</p> 	<p>Symbol: A17</p> 	<p>Symbol: A18</p> 	<p>Symbol: A19</p> 
<p>Symbol: A20</p> 	<p>Symbol: A21</p> 	<p>Symbol: A22</p> 	<p>Symbol: A23</p> 
<p>Symbol: A24</p> 	<p>Symbol: A25</p> 	<p>Symbol: A26</p> 	<p>Symbol: A27</p> 
<p>Symbol: A28</p> 	<p>Symbol: A29</p> 	<p>Symbol: A30</p> 