

Filter Regulator AW30 to AW60 Made to Order



Please contact SMC for detailed dimensions, specifications and lead times.

Special Temperature Environment

Special materials are used in the manufacturing of seals and resin parts to allow them to withstand various temperature conditions in cold or tropical (hot) climates.

Specifications

Made-to-Order part no.	-X430	-X440
Environment	Low temperature	High temperature
Ambient temperature (°C)	-30 to 60	-5 to 80
Fluid temperature (°C)	-5 to 60 (with no freezing)	
Material	Rubber parts	Special NBR
	Main parts	Metal (Aluminum die-cast, etc.)
Nominal filtration rating	5 μm	

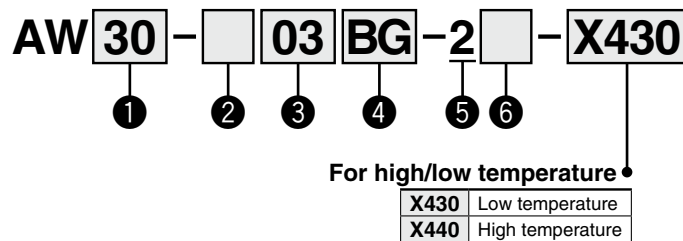


Applicable Model

Model	AW30	AW40	AW40-06	AW60
Port size	1/4, 3/8	1/4, 3/8, 1/2	3/4	3/4, 1

AW30-03G-2-X440

- Option/Semi-standard: Select one each for **a** to **g**.
- Option/Semi-standard symbol: When more than one specification is required, indicate in alphanumeric order.
Example) AW30-03BG-2N-X430



	Symbol	Description	① Body size			
			30	40	60	
② Thread type	Nil	Rc	●	●	●	
	N	NPT	●	●	●	
	F	G	●	●	●	
③ Port size	+					
	02	1/4	●	●	—	
	03	3/8	●	●	—	
	04	1/2	—	●	—	
	06	3/4	—	●	●	
④ Option	+	1	—	—	●	
	a Mounting	Nil	Without mounting option	●	●	●
		B	With bracket	●	●	●
		H	With set nut (for panel fitting)	●	●	—
b Pressure gauge	+					
	Nil	Without pressure gauge	●	●	●	
	G	Round type pressure gauge (without limit indicator)	●	●	●	
⑤ Bowl	2	Metal bowl	●	●	●	
⑥ Semi-standard	c Set pressure	Nil	0.05 to 0.85 MPa setting	●	●	●
		1	0.02 to 0.2 MPa setting	●	●	●
	d Drain port	+				
		Nil	With drain cock	●	●	●
		J	Drain guide 1/4	●	●	●
	e Exhaust mechanism	+				
		Nil	Relieving type	●	●	●
		N	Non-relieving type	●	●	●
	f Flow direction	+				
		Nil	Flow direction: Left to right	●	●	●
	R	Flow direction: Right to left	●	●	●	
g Pressure unit	+					
	Nil	Name plate, caution plate for bowl, and pressure gauge in imperial units: MPa	●	●	●	
	Z	Name plate, caution plate for bowl, and pressure gauge in imperial units: psi, °F	○ Note 8)	○ Note 8)	○ Note 8)	

Note 1) Option B, G, H are not assembled and supplied loose at the time of shipment.

Note 2) Assembly of a bracket and set nuts (AW30 to AW40)
Including 2 mounting screws for the AW60

Note 3) Mounting thread for pressure gauge: 1/8 for the AW30, 1/4 for the AW40 and AW60. Pressure gauge type: G43

Note 4) Only metal bowl 2 is available.

Note 5) The only difference from the standard specifications is the adjusting spring for the regulator. It does not restrict the setting of 0.2 MPa or more. When the pressure gauge is attached, a 0.2 MPa pressure gauge will be fitted.

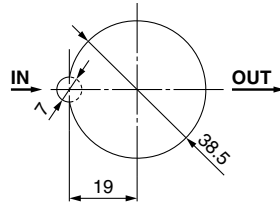
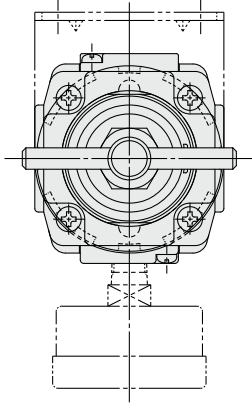
Note 6) Without a valve function

Note 7) For thread type: NPT. This product is for overseas use only according to the new Measurement Law. (The SI unit type is provided for use in Japan.)

Note 8) ○: For thread type: NPT only

Dimensions

AW30-X430, -X440



Panel fitting dimensions

