


ATEX Compliant ISO Cylinder

Standard: Double Acting, Single Rod

Series 55-CP96

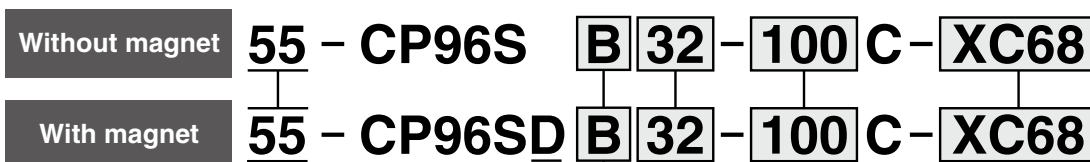
ø32, ø40, ø50, ø63, ø80, ø100



CE  II 2G h IIC T6..T5 Gb
II 2D h IIC T80°C..T100°C Db

For the ø125, refer to page 50-1.

How to Order



ATEX category 2

Built-in magnet for auto switch

Mounting

B	Basic/without bracket
L	Axial foot
F	Rod side flange
G	Head side flange
C	Single clevis
D	Double clevis

Bore size

32	32 mm
40	40 mm
50	50 mm
63	63 mm
80	80 mm
100	100 mm

Cylinder stroke (mm)

Bore size (mm)	Standard stroke (mm)	Max. stroke*	XC65, XC68 Max. stroke
32	25, 50, 80, 100, 125, 160, 200 250, 320, 400, 500	2000	1800
40	25, 50, 80, 100, 125, 160, 200 250, 320, 400, 500	2000	1700
50	25, 50, 80, 100, 125, 160, 200 250, 320, 400, 500, 600	2000	1700
63	25, 50, 80, 100, 125, 160, 200 250, 320, 400, 500, 600	2000	1700
80	25, 50, 80, 100, 125, 160, 200 250, 320, 400, 500, 600, 700, 800	2000	1700
100	25, 50, 80, 100, 125, 160, 200 250, 320, 400, 500, 600, 700, 800	2000	1700

Intermediate strokes are available.

* Please consult with SMC for longer strokes.

Made to Order

Nii	Standard
XA □□	Change of rod end shape
XC4	With heavy duty scraper (ø32 to ø100)
XC7	Tie-rod, cushion valve, tie-rod nut, etc. made of stainless steel
XC22	Fluororubber seals
XC65	Made of Stainless Steel (Combination of XC7 and XC68)
XC68	With chrome plated stainless steel piston rod and stainless steel nut
XC85	Grease for food processing equipment

All other specifications are the same as the standard products Series CP96.
[Click here](#) for details.

Refer to page 69 for applicable auto switches.

ATEX Compliant ISO Cylinder

Standard: Double Acting, Single Rod

Series 55-CP96

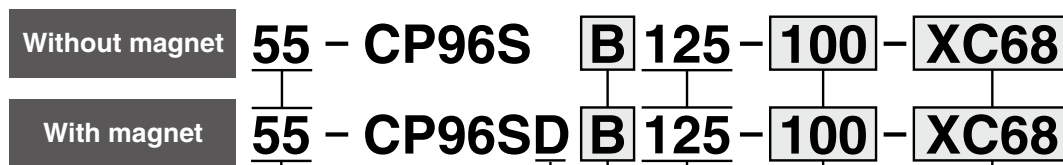
Ø125



CE II 2G h IIC T5..T4 Gb
II 2D h IIIC T86°C..T106°C Db

For the Ø32, Ø40, Ø50, Ø63, Ø80, and Ø100, refer to page 50.

How to Order



ATEX category 2

Built-in magnet for auto switch

Mounting

B	Basic/without bracket
L	Axial foot
F	Rod side flange
G	Head side flange
C	Single clevis
D	Double clevis

Bore size

125	125 mm
------------	--------

Cylinder stroke (mm)

Bore size (mm)	Max. stroke*	XC68 Max. stroke
125**	2000	1600

Intermediate strokes are available.

* Please consult with SMC for longer strokes.

** Ø125 are produced upon receipt of order.

Made to Order

Nil	Standard
XA □□	Change of rod end shape
XC7	Tie-rod, cushion valve, tie-rod nut, etc. made of stainless steel
XC18	NPT ports
XC22	Fluororubber seals
XC68	With chrome plated stainless steel piston rod and stainless steel nut

All other specifications are the same as the standard products Series CP96.
[Click here](#) for details.

Refer to page 69 for applicable auto switches.

ATEX Compliant ISO Cylinder

Standard: Double Acting, Double Rod

Series 55-CP96W

ø32, ø40, ø50, ø63, ø80, ø100



CE II 2G h IIC T6..T5 Gb
II 2D h IIIC T80°C..T100°C Db

For the ø125, refer to page 51-1.

How to Order

Without magnet **55 - CP96S** **B** **32** - **100** **CW** - **XC68**

With magnet **55 - CP96SD** **B** **32** - **100** **CW** - **XC68**

ATEX category 2

Built-in magnet for auto switch

Mounting

B	Basic/without bracket
L	Axial foot
F	Rod side flange

Bore size

32	32 mm
40	40 mm
50	50 mm
63	63 mm
80	80 mm
100	100 mm

Made to Order

Nil	Standard
XA□□	Change of rod end shape
XC4	With heavy duty scraper (ø32 to ø100)
XC7	Tie-rod, cushion valve, tie-rod nut, etc. made of stainless steel
XC22	Fluororubber seals
XC65	Made of Stainless Steel (Combination of XC7 and XC68)
XC68	With chrome plated stainless steel piston rod and stainless steel nut
XC85	Grease for food processing equipment

Rod

W	Double rod
----------	------------

Cylinder stroke (mm)

Bore size (mm)	Standard stroke (mm)	Max. stroke*
32	25, 50, 80, 100, 125, 160, 200 250, 320, 400, 500	1000
40	25, 50, 80, 100, 125, 160, 200 250, 320, 400, 500	1000
50	25, 50, 80, 100, 125, 160, 200 250, 320, 400, 500, 600	1000
63	25, 50, 80, 100, 125, 160, 200 250, 320, 400, 500, 600	1000
80	25, 50, 80, 100, 125, 160, 200 250, 320, 400, 500, 600, 700, 800	1000
100	25, 50, 80, 100, 125, 160, 200 250, 320, 400, 500, 600, 700, 800	1000

Intermediate strokes are available.

* Please consult with SMC for longer strokes

All other specifications are the same as the standard products Series CP96W.
[Click here](#) for details.

Refer to page 69 for applicable auto switches.

ATEX Compliant ISO Cylinder

Standard: Double Acting, Double Rod

Series 55-CP96W

Ø125



CE II 2G h IIC T5..T4 Gb
II 2D h IIIC T86°C..T106°C Db

For the Ø32, Ø40, Ø50, Ø63, Ø80, and Ø100, refer to page 51.

How to Order

Without magnet **55 - CP96S** **B** **125** - **100** **W** - **XC68**

With magnet **55 - CP96SD** **B** **125** - **100** **W** - **XC68**

ATEX category 2

Built-in magnet for auto switch

Mounting

B	Basic/without bracket
L	Axial foot
F	Rod side flange

Bore size

125 125 mm

Made to Order

Nil	Standard
XA □□	Change of rod end shape
XC7	Tie-rod, cushion valve, tie-rod nut, etc. made of stainless steel
XC18	NPT ports
XC22	Fluororubber seals
XC68	With chrome plated stainless steel piston rod and stainless steel nut

Rod

W Double rod

Cylinder stroke (mm)

Bore size (mm)	Max. stroke*
125**	1000

Intermediate strokes are available.

* Please consult with SMC for longer strokes.

** Ø125 are produced upon receipt of order.

All other specifications are the same as the standard products Series CP96W. [Click here](#) for details.

Refer to page 69 for applicable auto switches.

ATEX Compliant ISO Cylinder

Non-rotating Type: Double Acting, Single Rod

Series 55-CP96K

Ø32, Ø40, Ø50, Ø63, Ø80, Ø100



CE II 2G h IIC T6..T5 Gb
II 2D h IIIC T80°C..T100°C Db

How to Order

Without magnet **55 - CP96K** **B** **32** - **100** **C** - **XC7**

With magnet **55 - CP96KD** **B** **32** - **100** **C** - **XC7**

ATEX category 2

Built-in magnet for auto switch

Mounting

B	Basic/without bracket
L	Axial foot
F	Rod side flange
G	Head side flange
C	Single clevis
D	Double clevis

Bore size

32	32 mm
40	40 mm
50	50 mm
63	63 mm
80	80 mm
100	100 mm

Made to Order

Nil	Standard
XC7	Tie-rod, cushion valve, tie-rod nut, etc. made of stainless steel

Cylinder stroke (mm)

Bore size (mm)	Maximum stroke (mm)
32	500
40	500
50	600
63	600
80	800
100	800

All other specifications are the same as the standard products Series CP96.
[Click here](#) for details.

Refer to page 69 for applicable auto switches.


ATEX Compliant ISO Cylinder

Non-rotating Type: Double Acting, Double Rod

Series 55-CP96KW

Ø32, Ø40, Ø50, Ø63, Ø80, Ø100



CE  II 2G h IIC T6..T5 Gb
II 2D h IIIC T80°C..T100°C Db

How to Order

Without magnet 55 - CP96K **B** **32** - **100** **C** **W** - **XC7**

With magnet 55 - CP96KD **B** **32** - **100** **C** **W** - **XC7**

ATEX category 2

Built-in magnet for auto switch

Mounting

B	Basic/without bracket
L	Axial foot
F	Rod side flange

Bore size

32	32 mm
40	40 mm
50	50 mm
63	63 mm
80	80 mm
100	100 mm

Rod

W	Double rod
----------	------------

Made to Order

Nil	Standard
XC7	Tie-rod, cushion valve, tie-rod nut, etc. made of stainless steel

Cylinder stroke (mm)

Bore size (mm)	Maximum stroke (mm)
32	500
40	500
50	600
63	600
80	800
100	800

All other specifications are the same as the standard products Series CP96W.
[Click here](#) for details.

Refer to page 69 for applicable auto switches.